

Type I - MXP150E Dodge RAM 4500

CLIENT NAME: EEP Demo D17P-192

SALE SHEET: D17P-192_EEP_DEMO_MXP150E-16-DODGE 4500 V17.00 - EEP DEMO_PRODUCTION

DRAWING REVISION: 0

DATE: 2017-01-19

GENERAL EXTERIOR	PAGE 2
CURBSIDE EXTERIOR	PAGE 3
STREETSIDE EXTERIOR	PAGE 4
FRONT & REAR EXTERIOR	PAGE 5
CURBSIDE WALL	PAGE 6
STREETSIDE WALL	PAGE 7
FRONT WALL	PAGE 8
REAR WALL	PAGE 9

FLOOR VIEW	PAGE 10
CEILING	PAGE 11
FRONT CONSOLE	PAGE 12
REAR CONSOLES	PAGE 13
FLOOR CONSOLE DETAILS	PAGE 14

DISCLAIMERS

Should there be any discrepancies between the sales sheet and these drawings; the sales sheet will take precedence. These drawings are subject to change by engineering during the construction process of the vehicle. Dimensional data for information only.

I have read and agree to the terms

I have read and agree to the terms

Dealer signature : _____

Customer Signature : _____

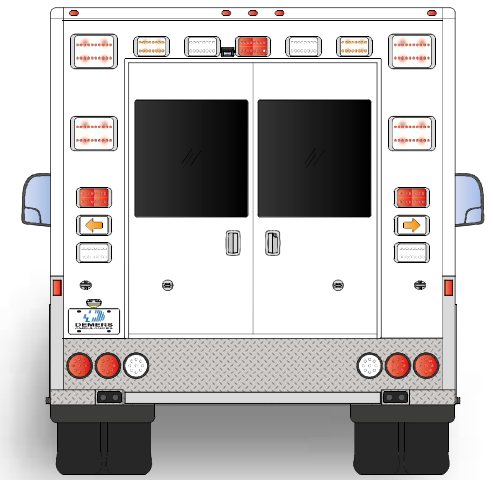
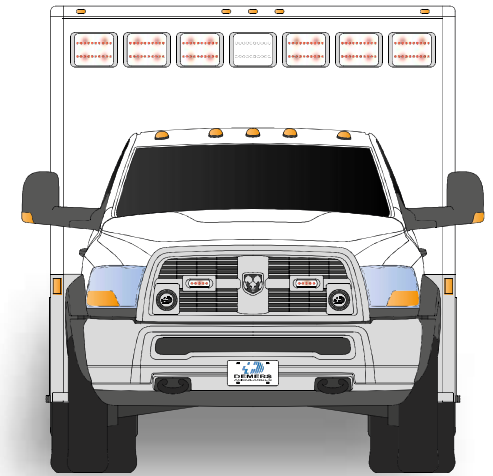
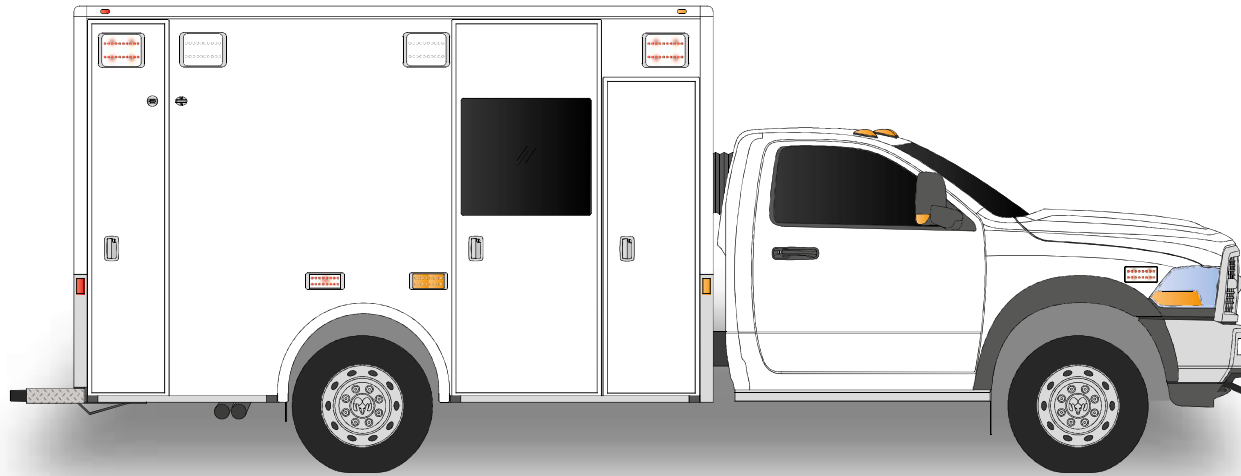
Name : _____

Name : _____

Date : _____

Date : _____

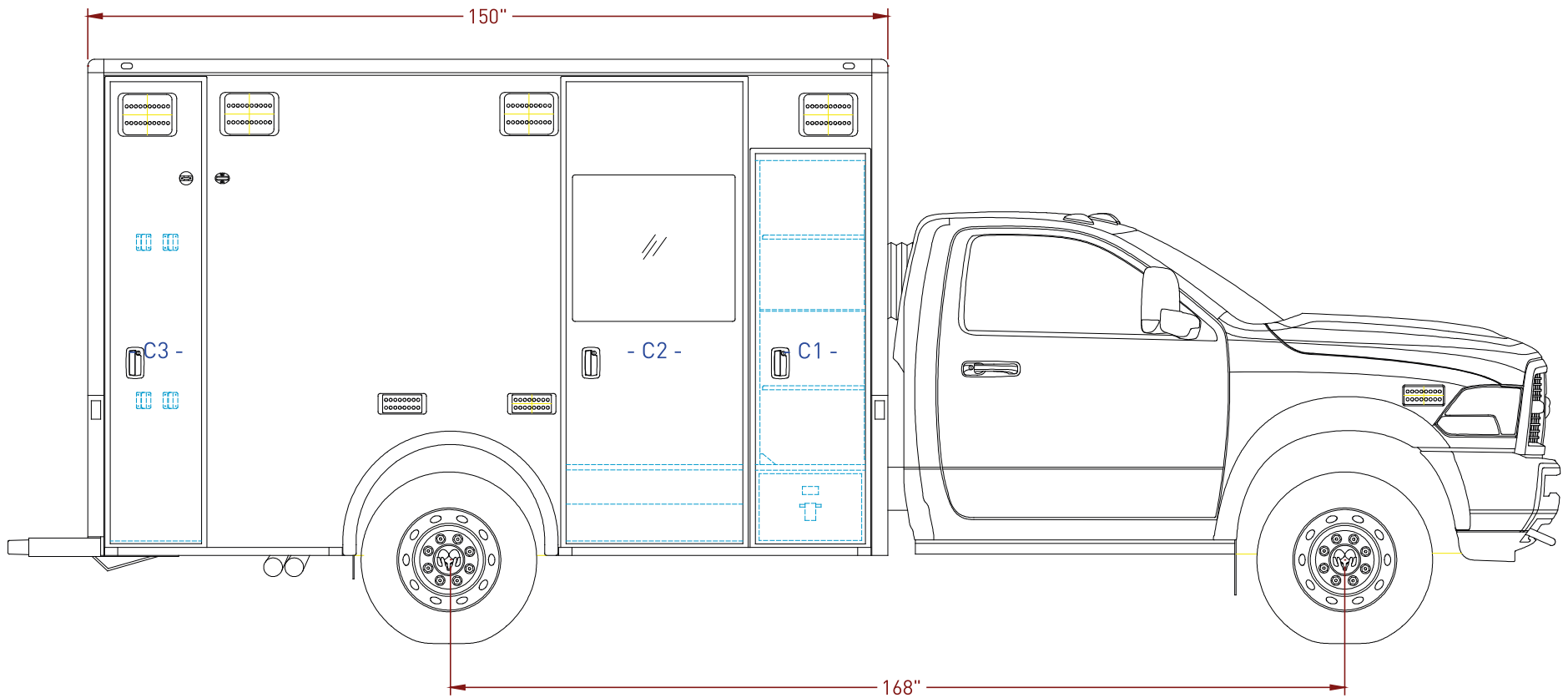




THIS DRAWING IS SUBJECT TO CHANGE BY ENGINEERING
DURING THE CONSTRUCTION PROCESS OF THE VEHICLE.
DIMENSIONAL DATA FOR INFORMATION ONLY.



PAGE 2/14	GENERAL EXTERIOR	SCALE 1 : 45	DATE 2017-01-20
CONTRACT	EEP DEMO D17P-192	REV 0	DESIGNER JO-ANNIE GAGNÉ

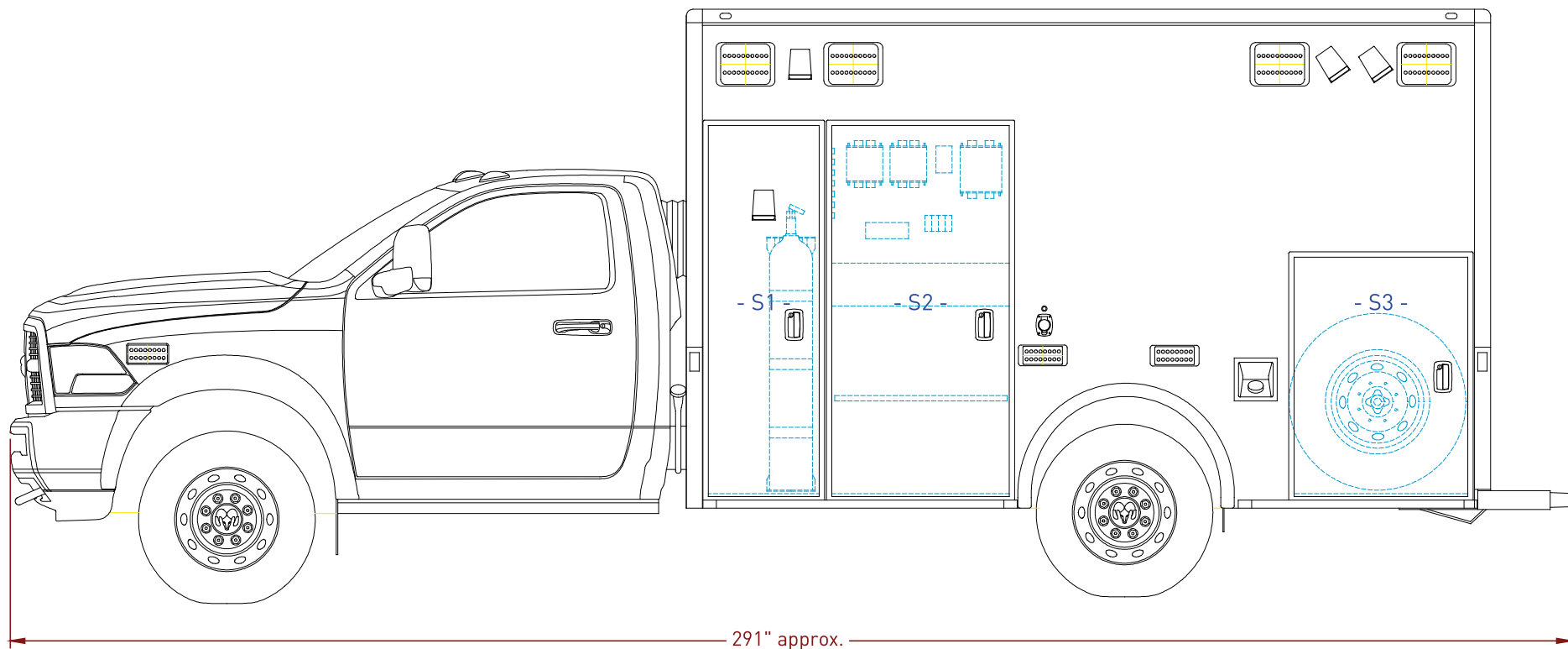


COMPARTMENT	DIMENSIONS L x H x D
C1	19.25" x 58.00" x 31.25"
C3	17.00" x 85.00" x 18.75"

THIS DRAWING IS SUBJECT TO CHANGE BY ENGINEERING DURING THE CONSTRUCTION PROCESS OF THE VEHICLE. DIMENSIONAL DATA FOR INFORMATION ONLY.



PAGE 3/14	CURBSIDE EXTERIOR	SCALE 1 : 30	DATE 2017-01-20
CONTRACT	EEP DEMO D17P-192	REV 0	DESIGNER JO-ANNIE GAGNÉ

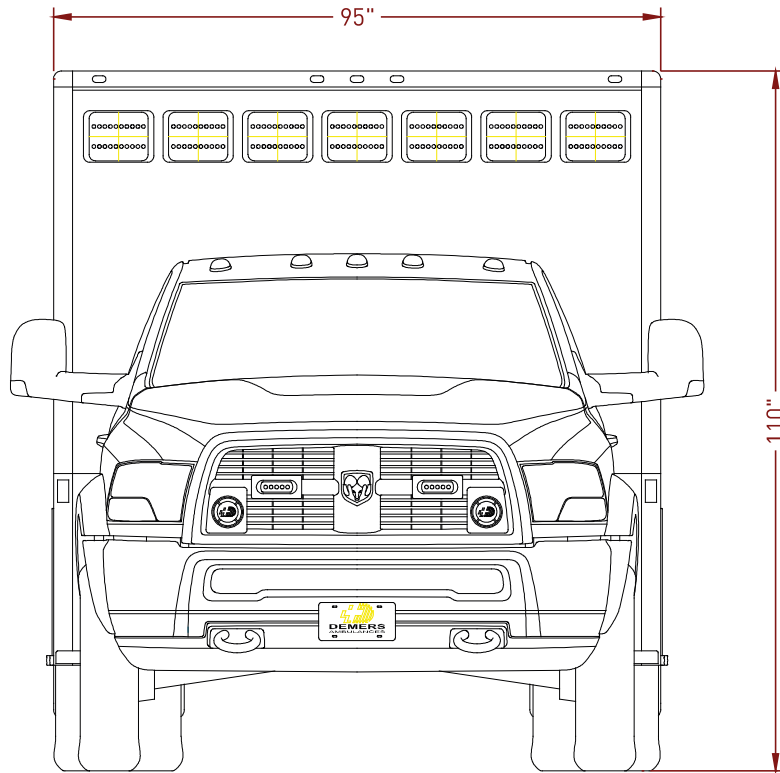


COMPARTMENT	DIMENSIONS L x H x D
S1	20.25" x 71.25" x 18.50"
S2	32.00" x 43.50" x 7.75"
S3	34.25" x 43.00" x 18.50"

THIS DRAWING IS SUBJECT TO CHANGE BY ENGINEERING DURING THE CONSTRUCTION PROCESS OF THE VEHICLE. DIMENSIONAL DATA FOR INFORMATION ONLY.

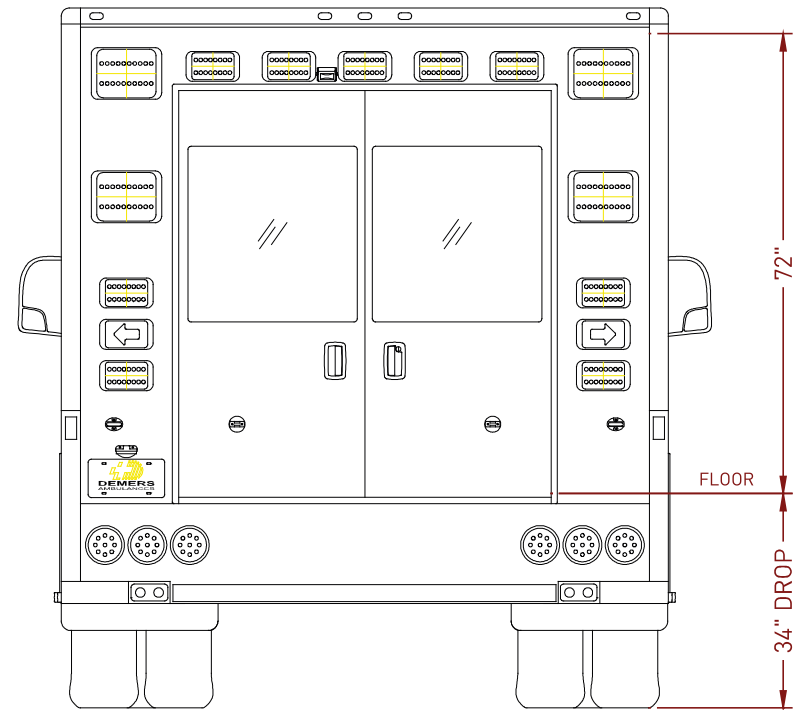


PAGE	4/14	STREETSIDE EXTERIOR	SCALE	1 : 30	DATE	2017-01-20
CONTRACT	EEP DEMO D17P-192		REV	0	DESIGNER	JO-ANNIE GAGNÉ



NOTE

THE TOTAL HEIGHT OF THE VEHICLE CAN BE DIFFERENT ACCORDING TO CHASSIS AND SUSPENSIONS



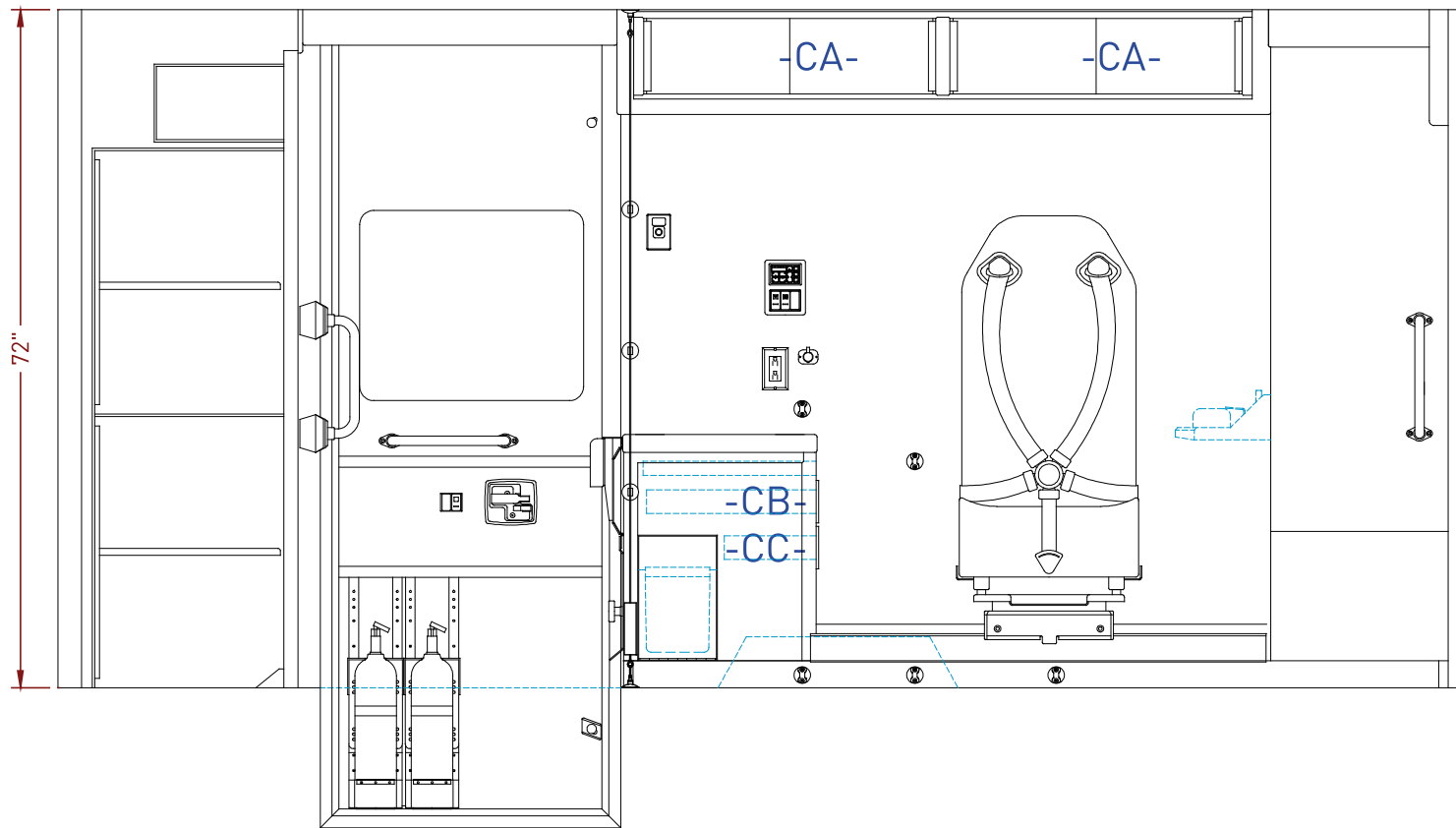
NOTE

THE REAR LOADING HEIGHT OF THE VEHICLE CAN BE DIFFERENT ACCORDING TO CHASSIS AND SUSPENSIONS

THIS DRAWING IS SUBJECT TO CHANGE BY ENGINEERING DURING THE CONSTRUCTION PROCESS OF THE VEHICLE. DIMENSIONAL DATA FOR INFORMATION ONLY.



PAGE	5/14	FRONT & REAR EXTERIOR	SCALE	1 : 30	DATE	2017-01-20
CONTRACT	EEP DEMO D17P-192		REV	0	DESIGNER	JO-ANNIE GAGNÉ

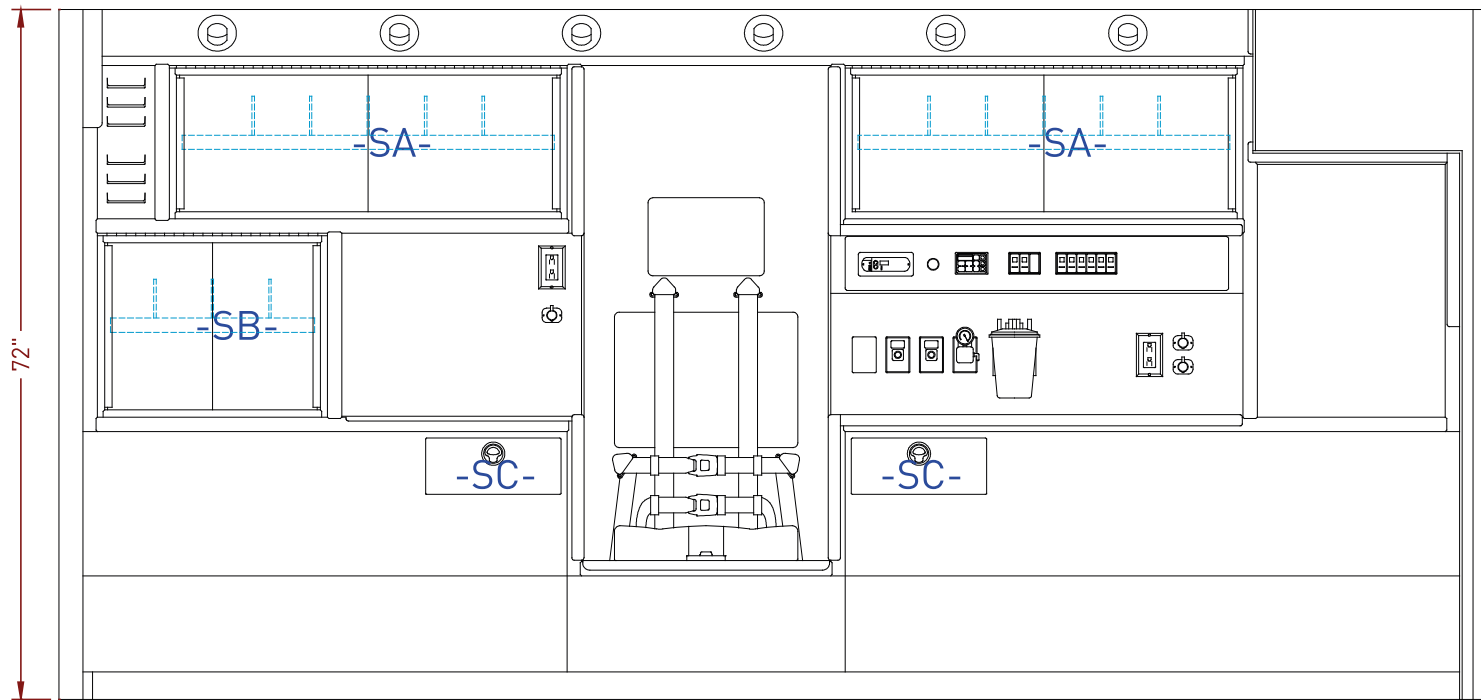


COMPARTMENT	DIMENSIONS L x H x D
STORAGE CABINET -CA-	32.00" x 9.50" x 9.25"
STORAGE DRAWER -CB-	12.00" x 2.50" x 17.75"
STORAGE DRAWER -CC-	12.00" x 2.50" x 9.75"

THIS DRAWING IS SUBJECT TO CHANGE BY ENGINEERING DURING THE CONSTRUCTION PROCESS OF THE VEHICLE. DIMENSIONAL DATA FOR INFORMATION ONLY.



PAGE 6/14	CURBSIDE WALL	SCALE 1 : 20	DATE 2017-01-20
CONTRACT	EEP DEMO D17P-192	REV 0	DESIGNER JO-ANNIE GAGNÉ

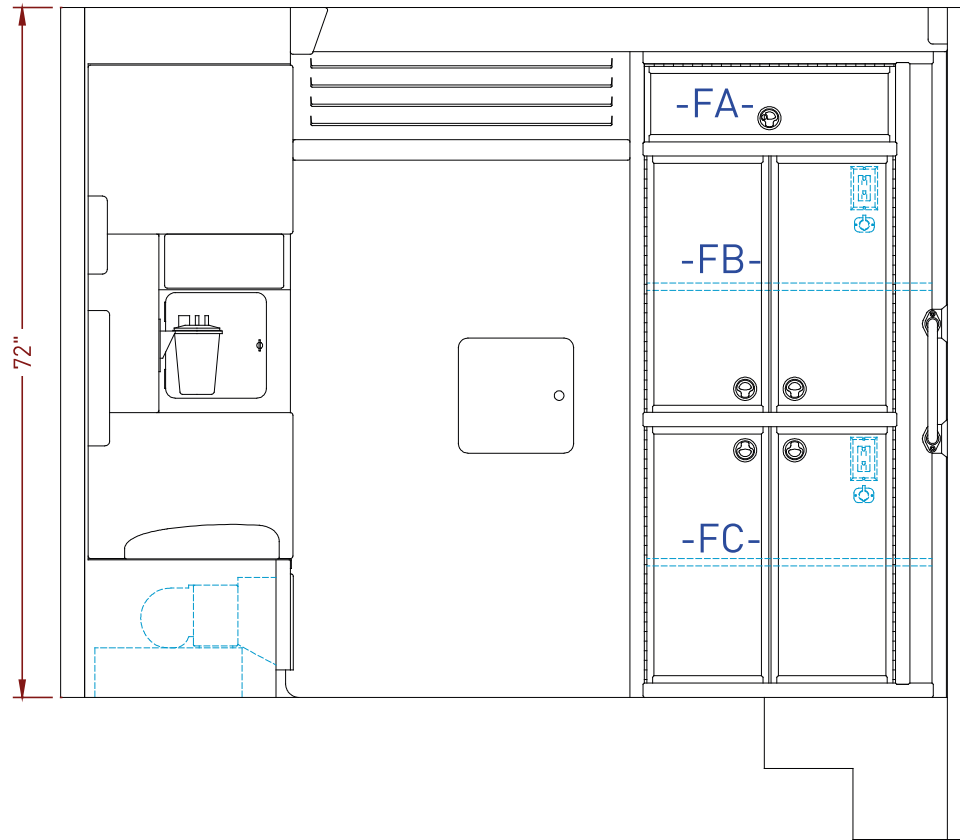


COMPARTMENT	DIMENSIONS L x H x D
STORAGE CABINET -SA-	41.75" x 16.25" x 10.25"
STORAGE CABINET -SB-	23.75" x 18.75" x 15.50"
STORAGE DRAWER -SC-	12.00" x 4.50" x 12.25"

THIS DRAWING IS SUBJECT TO CHANGE BY ENGINEERING DURING THE CONSTRUCTION PROCESS OF THE VEHICLE. DIMENSIONAL DATA FOR INFORMATION ONLY.



PAGE 7/14	STREETSIDE WALL	SCALE 1 : 20	DATE 2017-01-20
CONTRACT	EEP DEMO D17P-192	REV 0	DESIGNER JO-ANNIE GAGNÉ

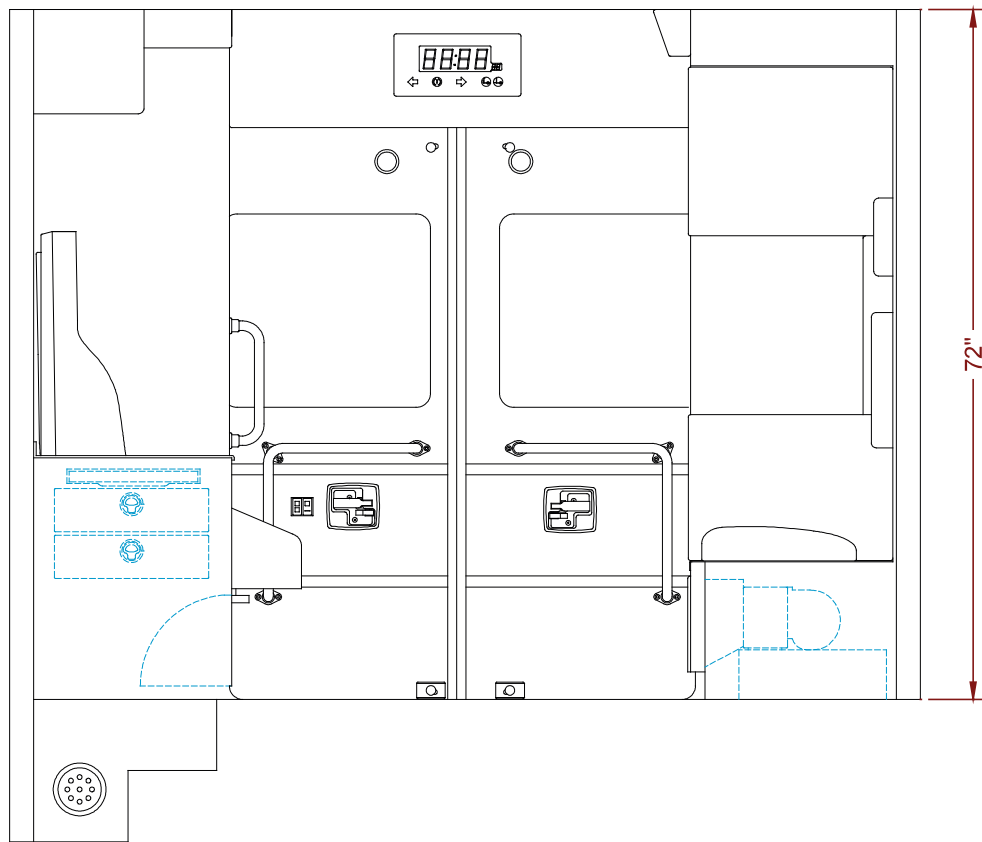


COMPARTMENT	DIMENSIONS L x H x D
HIGH ALS COMP. -FA-	27.25" x 9.50" x 19.25"
HIGH ALS COMP. -FB-	31.75" x 27.75" x 19.25"
LOW ALS COMP. -FC-	31.75" x 29.00" x 19.25"

THIS DRAWING IS SUBJECT TO CHANGE BY ENGINEERING DURING THE CONSTRUCTION PROCESS OF THE VEHICLE. DIMENSIONAL DATA FOR INFORMATION ONLY.



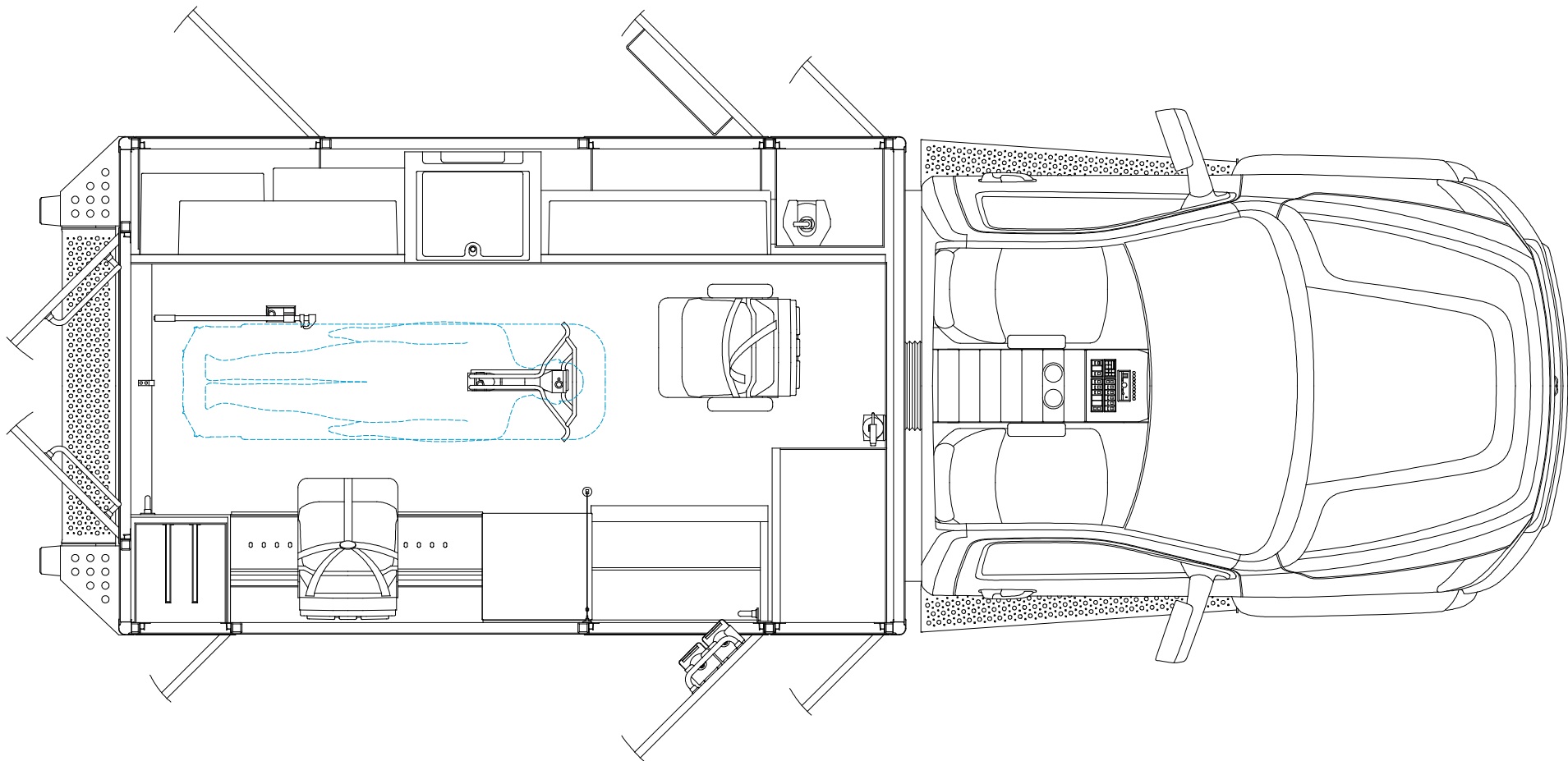
PAGE	8/14	FRONT WALL	SCALE	1 : 20	DATE	2017-01-20
CONTRACT	EEP DEMO D17P-192		REV	0	DESIGNER	JO-ANNIE GAGNÉ



THIS DRAWING IS SUBJECT TO CHANGE BY ENGINEERING
 DURING THE CONSTRUCTION PROCESS OF THE VEHICLE.
 DIMENSIONAL DATA FOR INFORMATION ONLY.



PAGE	9/14	REAR WALL	SCALE	1 : 20	DATE	2017-01-20
CONTRACT	EEP DEMO D17P-192		REV	0	DESIGNER	JO-ANNIE GAGNÉ



THIS DRAWING IS SUBJECT TO CHANGE BY ENGINEERING
 DURING THE CONSTRUCTION PROCESS OF THE VEHICLE.
 DIMENSIONAL DATA FOR INFORMATION ONLY.



PAGE
10/14

CONTRACT

FLOOR VIEW

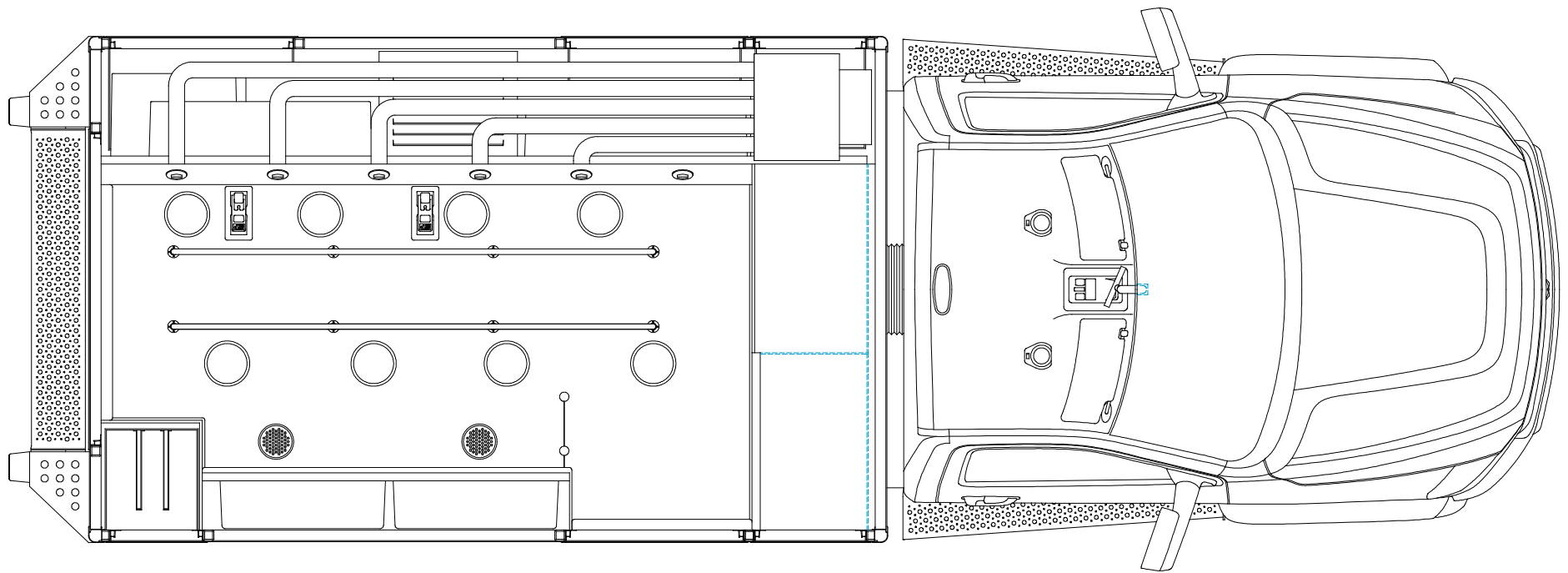
EEP DEMO D17P-192

SCALE
1 : 30

REV
0

DATE
2017-01-20

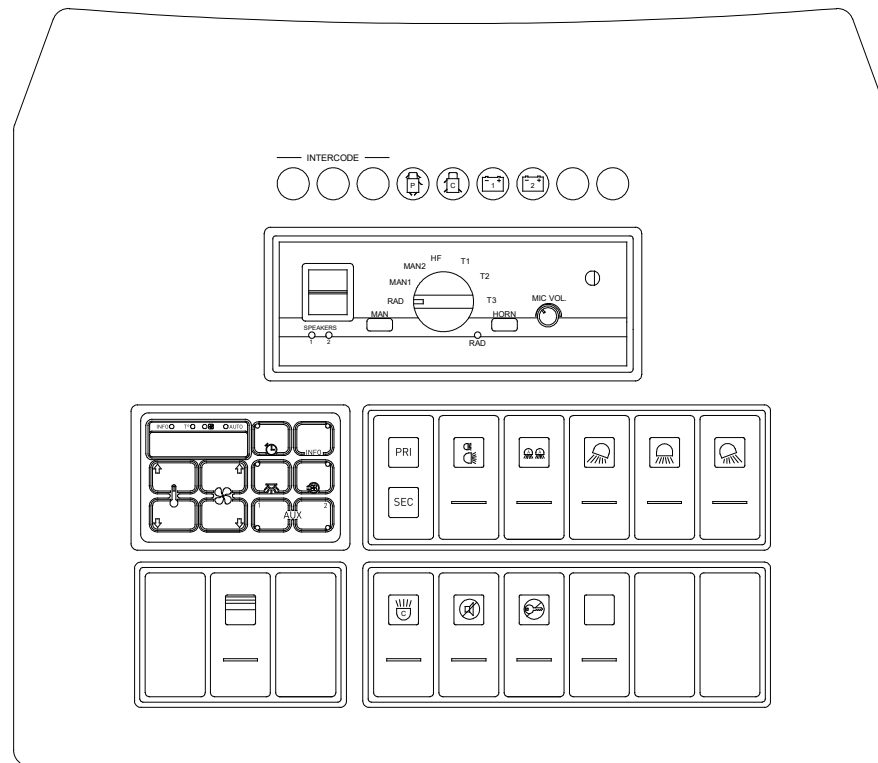
DESIGNER
JO-ANNIE GAGNÉ



THIS DRAWING IS SUBJECT TO CHANGE BY ENGINEERING
 DURING THE CONSTRUCTION PROCESS OF THE VEHICLE.
 DIMENSIONAL DATA FOR INFORMATION ONLY.



PAGE	11/14	CEILING VIEW	SCALE	1 : 30	DATE	2017-01-20
CONTRACT		EEP DEMO D17P-192	REV	0	DESIGNER	JO-ANNIE GAGNÉ



THIS DRAWING IS SUBJECT TO CHANGE BY ENGINEERING
 DURING THE CONSTRUCTION PROCESS OF THE VEHICLE.
 DIMENSIONAL DATA FOR INFORMATION ONLY.



PAGE
12/14

FRONT CONSOLE

SCALE
1 : 3

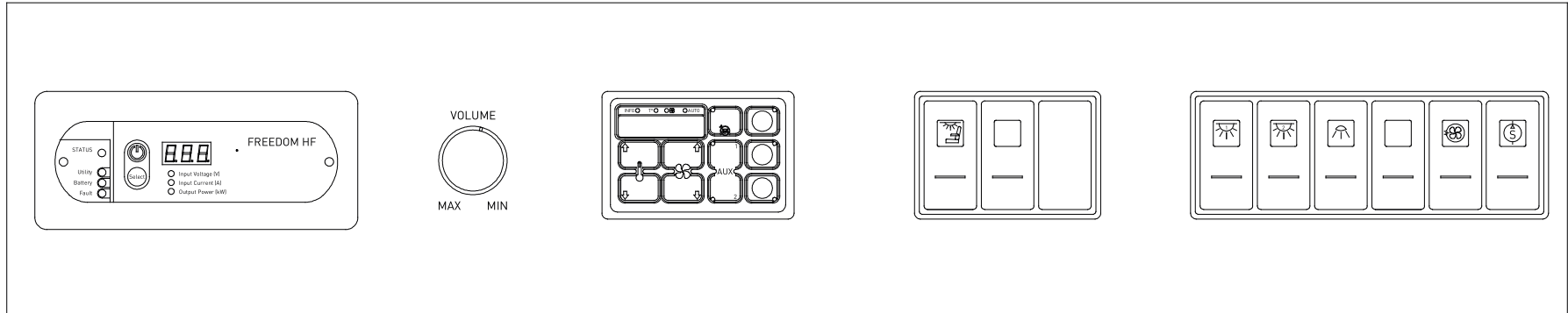
DATE
2017-01-20

CONTRACT
EEP DEMO D17P-192

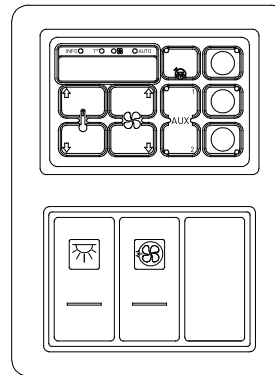
REV
0

DESIGNER
JO-ANNIE GAGNÉ

STREETSIDE CONSOLE



CURBSIDE CONSOLE

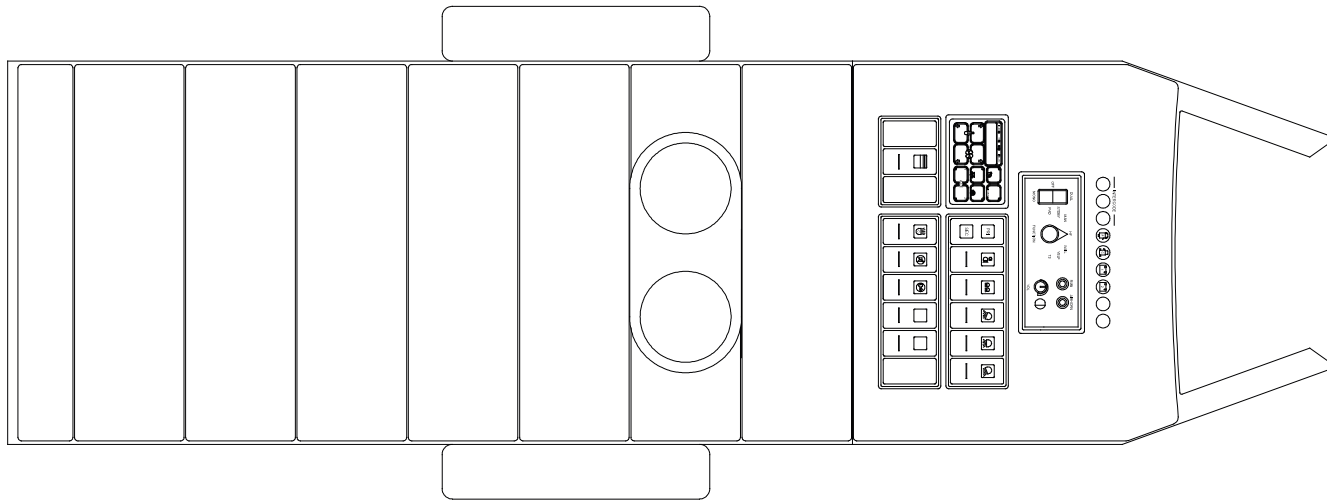


THIS DRAWING IS SUBJECT TO CHANGE BY ENGINEERING DURING THE CONSTRUCTION PROCESS OF THE VEHICLE. DIMENSIONAL DATA FOR INFORMATION ONLY.

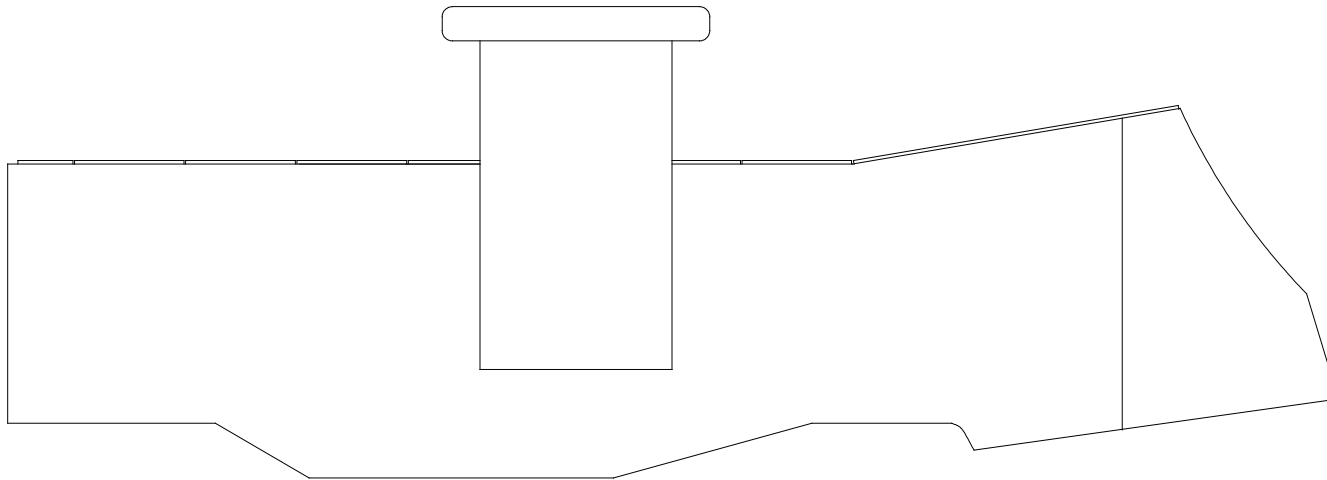


PAGE	13/14	REAR CONSOLES	SCALE	1 : 3	DATE	2017-01-20
CONTRACT	EEP DEMO D17P-192		REV	0	DESIGNER	JO-ANNIE GAGNÉ

TOP VIEW



SIDE VIEW



THIS DRAWING IS SUBJECT TO CHANGE BY ENGINEERING
DURING THE CONSTRUCTION PROCESS OF THE VEHICLE.
DIMENSIONAL DATA FOR INFORMATION ONLY.



PAGE
14/14

FLOOR CONSOLE DETAILS

SCALE
1 : 7

DATE
2017-01-20

CONTRACT
EEP DEMO D17P-192

REV
0

DESIGNER
JO-ANNIE GAGNÉ