

Type I - MXP170E Ford F-450

CLIENT NAME: US Demo F17P-645

SALE SHEET: F17P-645_ROWLAND DEMO MXP170E-17-FORD F450 V17.00 - PRODUCTION

DRAWING REVISION: 2

DATE: 2017-07-25

GENERAL EXTERIOR WITH CUSTOM PAINT	PAGE 2
CURBSIDE EXTERIOR	PAGE 3
STREETSIDE EXTERIOR	PAGE 4
FRONT & REAR EXTERIOR	PAGE 5
CURBSIDE WALL	PAGE 6
STREETSIDE WALL	PAGE 7
FRONT WALL	PAGE 8
REAR WALL	PAGE 9

FLOOR VIEW	PAGE 10
CEILING VIEW	PAGE 11
FRONT CONSOLE	PAGE 12
REAR CONSOLES	PAGE 13
FLOOR CONSOLE DETAILS	PAGE 14

DISCLAIMERS

Should there be any discrepancies between the sales sheet and these drawings; the sales sheet will take precedence.
These drawings are subject to change by engineering during the construction process of the vehicle. Dimensional data for information only.

I have read and agree to the terms

I have read and agree to the terms

Dealer signature : _____

Customer Signature : _____


Name : _____

Name : _____

Date : _____

Date : _____

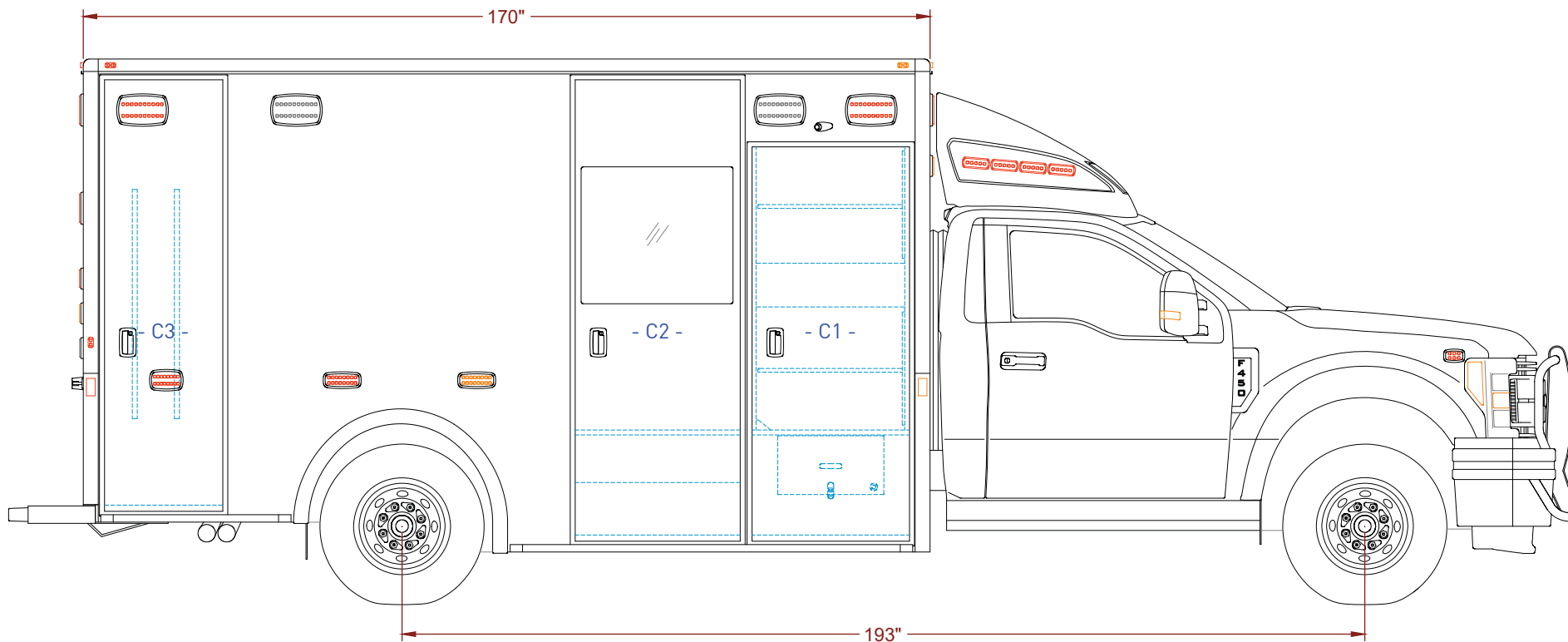




THIS DRAWING IS SUBJECT TO CHANGE BY ENGINEERING
 DURING THE CONSTRUCTION PROCESS OF THE VEHICLE.
 DIMENSIONAL DATA FOR INFORMATION ONLY.



PAGE 2/14	GENERAL EXTERIOR WITH CUSTOM PAINT	SCALE 1 : 45	DATE 2017-07-25
CONTRACT	US DEMO F17P-645	REV 2	DESIGNER BENOIT LANDRY

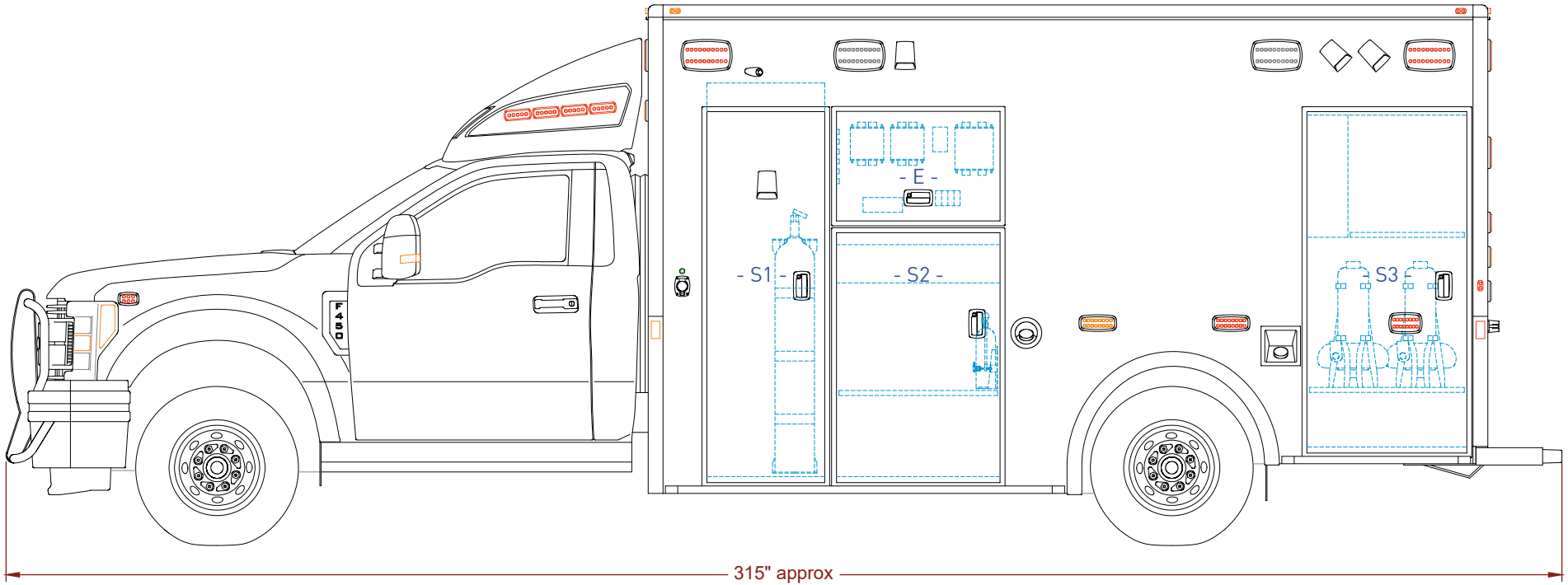


COMPARTMENT	DIMENSIONS L x H x D
C1	29.25" x 56.75" x 31.75"
C3	22.50" x 84.75" x 18.75"

THIS DRAWING IS SUBJECT TO CHANGE BY ENGINEERING DURING THE CONSTRUCTION PROCESS OF THE VEHICLE. DIMENSIONAL DATA FOR INFORMATION ONLY.



PAGE	3/14	CURBSIDE EXTERIOR	SCALE	1 : 32	DATE	2017-07-25
CONTRACT	US DEMO F17P-645		REV	2	DESIGNER	BENOIT LANDRY

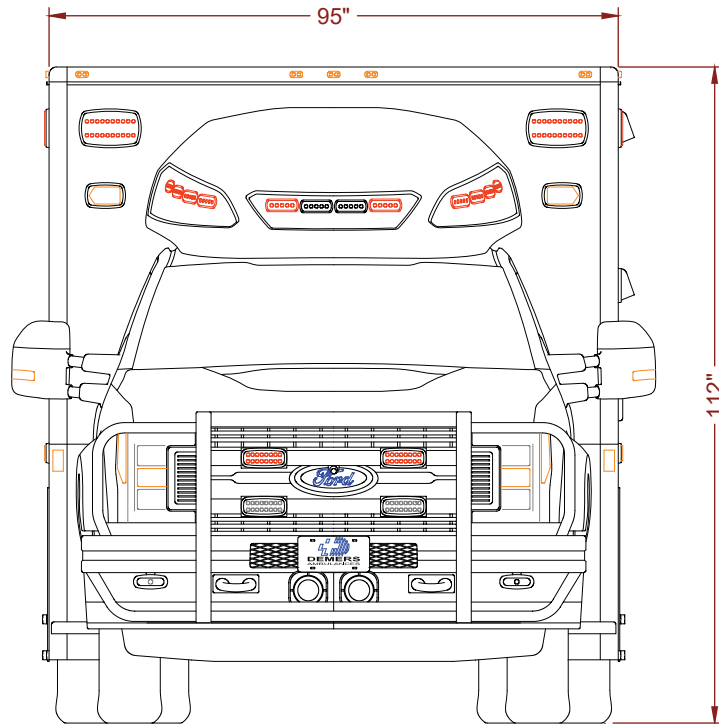


COMPARTMENT	DIMENSIONS L x H x D
S1	23.50" x 79.50" x 18.75"
S2	32.00" x 39.25" x 13.75"
S3	33.25" x 67.25" x 17.50"

THIS DRAWING IS SUBJECT TO CHANGE BY ENGINEERING DURING THE CONSTRUCTION PROCESS OF THE VEHICLE. DIMENSIONAL DATA FOR INFORMATION ONLY.

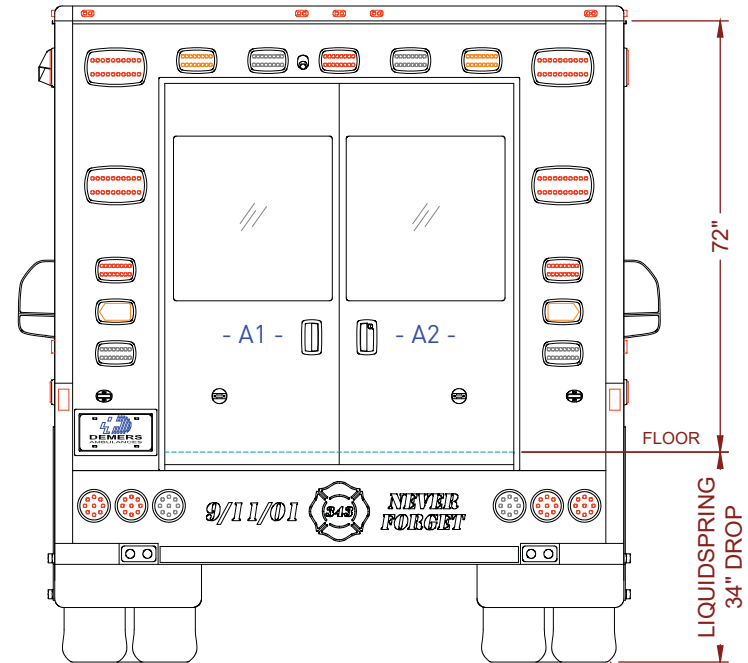


PAGE 4/14	STREETSIDE EXTERIOR	SCALE 1 : 32	DATE 2017-07-25
CONTRACT	US DEMO F17P-645	REV 2	DESIGNER BENOIT LANDRY



NOTE

THE TOTAL HEIGHT OF THE VEHICLE CAN BE DIFFERENT ACCORDING TO CHASSIS AND SUSPENSIONS



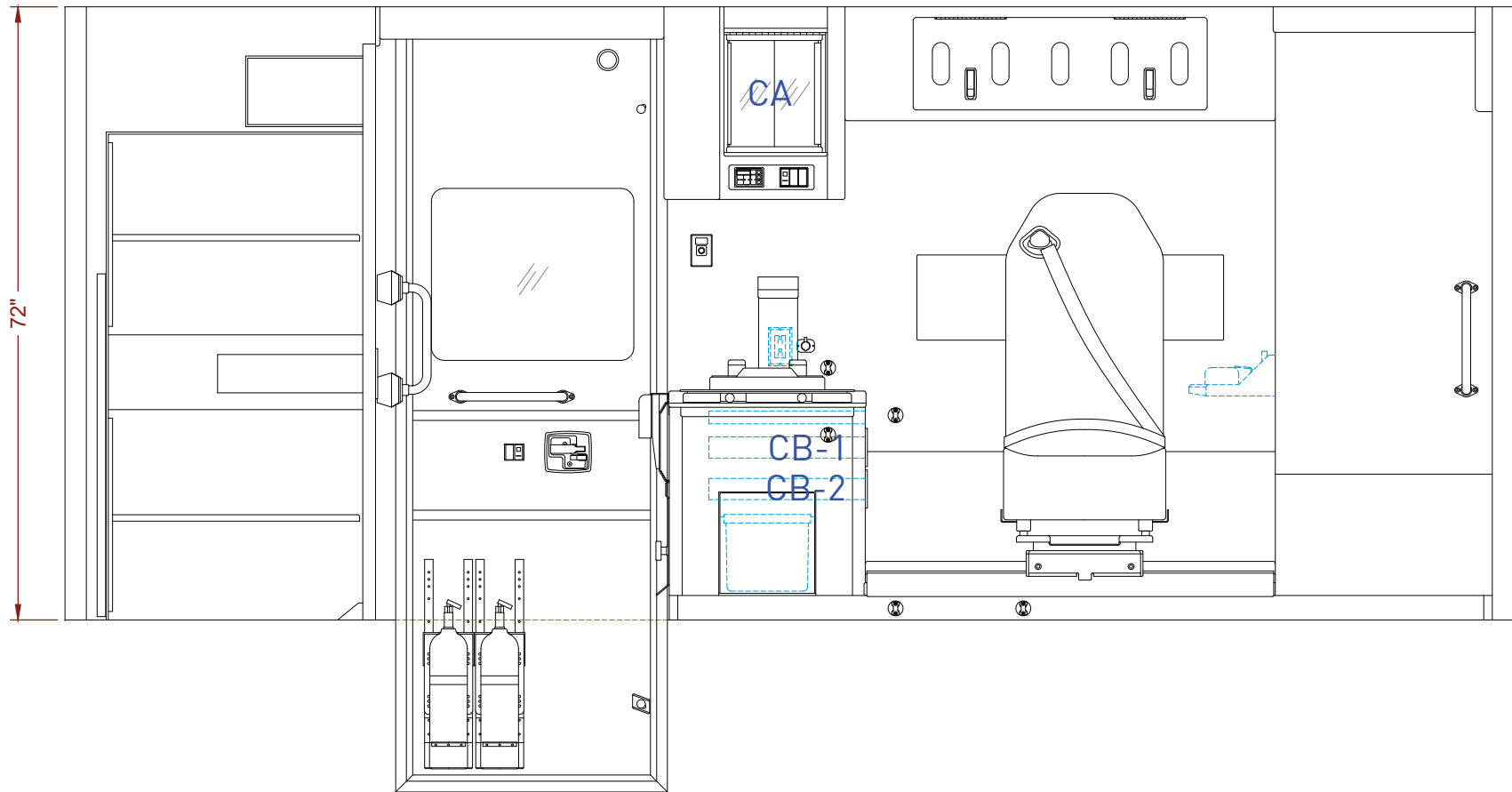
NOTE

THE REAR LOADING HEIGHT OF THE VEHICLE CAN BE DIFFERENT ACCORDING TO CHASSIS AND SUSPENSIONS

THIS DRAWING IS SUBJECT TO CHANGE BY ENGINEERING DURING THE CONSTRUCTION PROCESS OF THE VEHICLE. DIMENSIONAL DATA FOR INFORMATION ONLY.



PAGE	5/14	FRONT & REAR EXTERIOR	SCALE	1 : 32	DATE	2017-07-25
CONTRACT	US DEMO F17P-645		REV	2	DESIGNER	BENOIT LANDRY

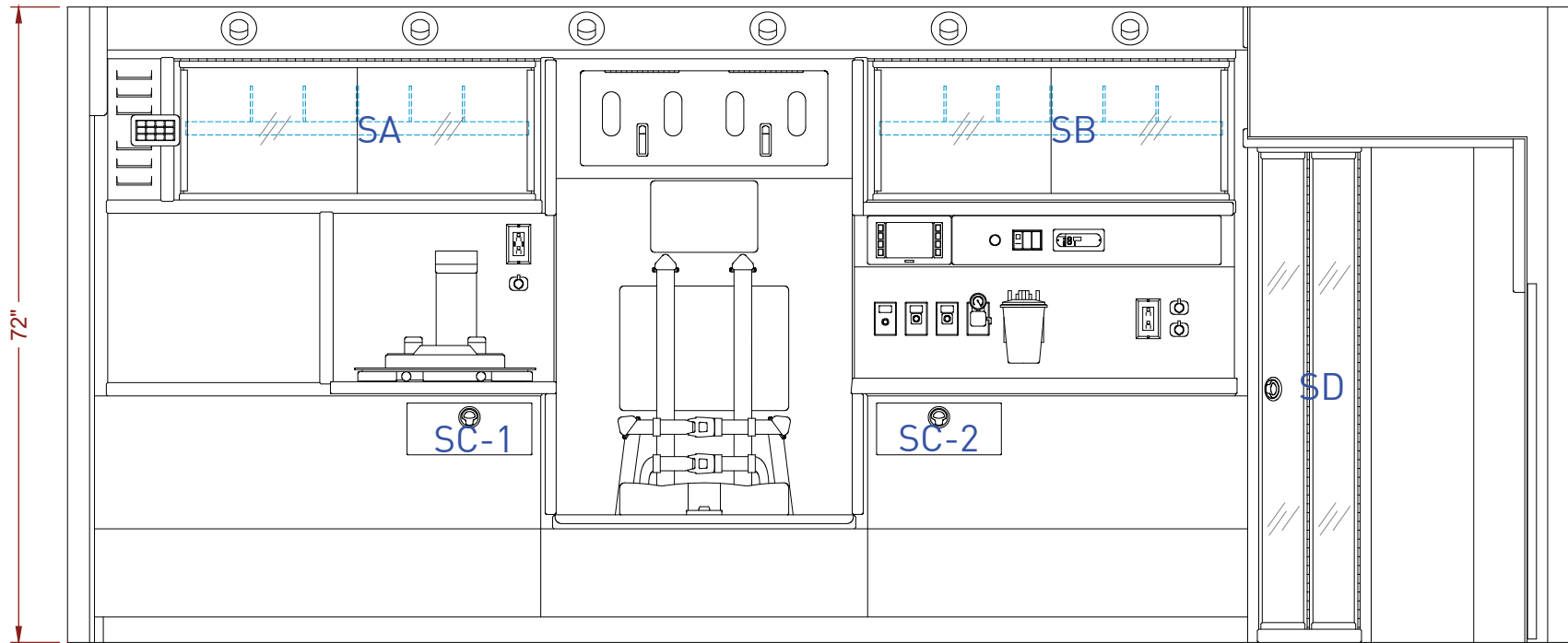


COMPARTMENT	DIMENSIONS L x H x D
STORAGE CABINET -CA-	10.25" x 20.25" x 8.50"
STORAGE DRAWER -CB-	11.00" x 2.50" x 17.75"

THIS DRAWING IS SUBJECT TO CHANGE BY ENGINEERING DURING THE CONSTRUCTION PROCESS OF THE VEHICLE. DIMENSIONAL DATA FOR INFORMATION ONLY.



PAGE 6/14	CURBSIDE WALL	SCALE 1 : 20	DATE 2017-07-25
CONTRACT	US DEMO F17P-645	REV 2	DESIGNER BENOIT LANDRY

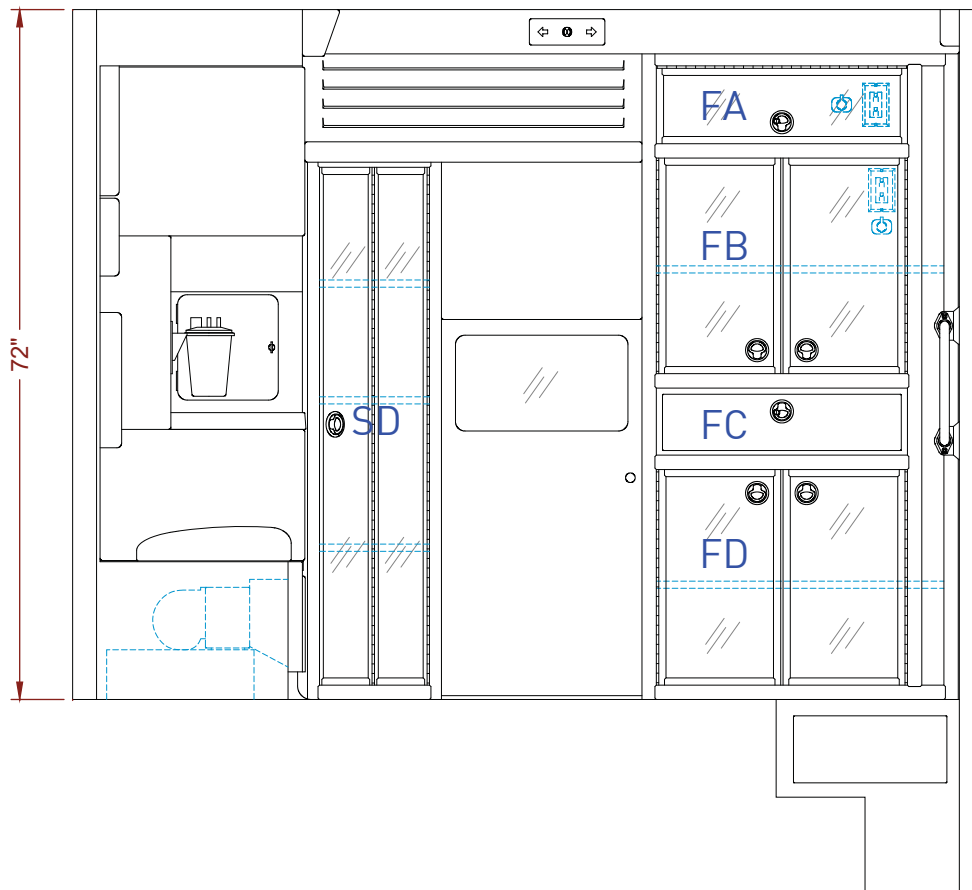


COMPARTMENT	DIMENSIONS L x H x D
MEDICAL CABINET -SA-	42.50" x 17.00" x 16.00"
MEDICAL CABINET -SB-	41.75" x 16.25" x 11.00"
STORAGE DRAWER -SC-	12.00" x 4.25" x 12.25"
45° COMPARTMENT -SD-	17.75" x 57.25" x 15.75"

THIS DRAWING IS SUBJECT TO CHANGE BY ENGINEERING DURING THE CONSTRUCTION PROCESS OF THE VEHICLE. DIMENSIONAL DATA FOR INFORMATION ONLY.



PAGE 7/14	STREETSIDE WALL	SCALE 1 : 20	DATE 2017-07-25
CONTRACT	US DEMO F17P-645	REV 2	DESIGNER BENOIT LANDRY

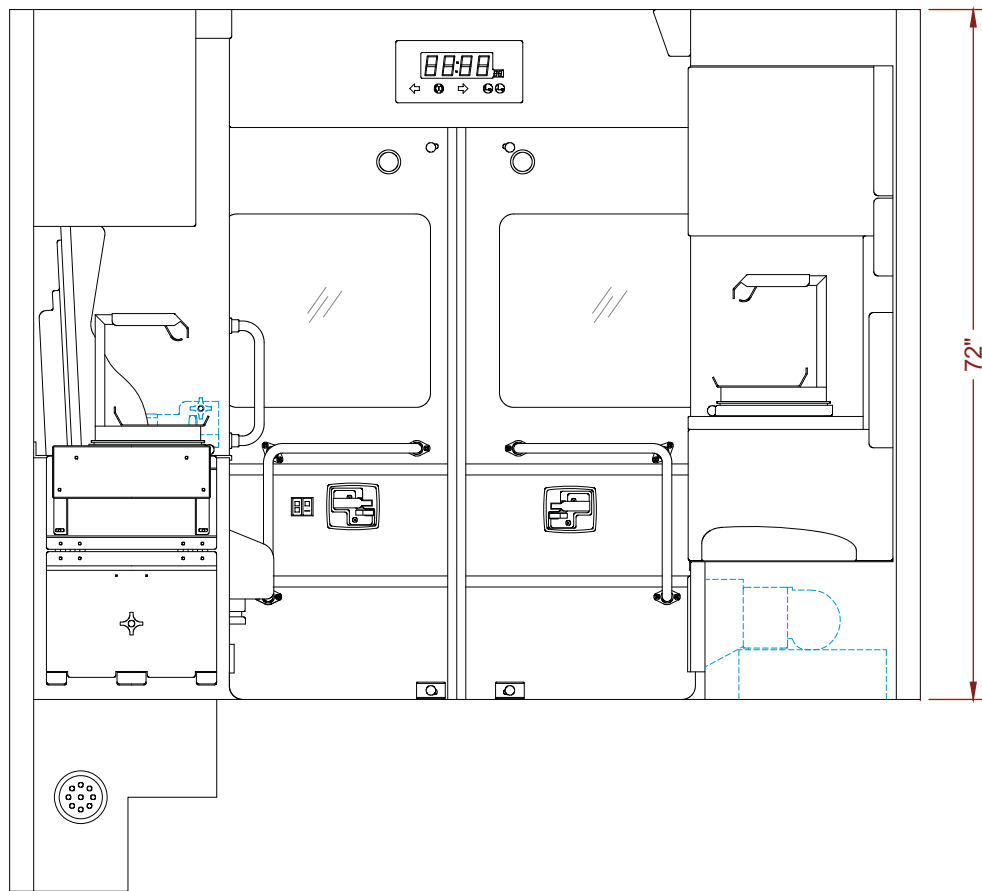


COMPARTMENT	DIMENSIONS L x H x D
IV WARMER COMP. -FA-	26.00" x 8.00" x 28.00"
HIGH ALS COMP. -FB-	31.75" x 23.75" x 30.25"
STORAGE DRAWER -FC-	21.50" x 4.25" x 18.50"
LOW ALS COMP. -FD-	31.75" x 24.75" x 30.25"

THIS DRAWING IS SUBJECT TO CHANGE BY ENGINEERING DURING THE CONSTRUCTION PROCESS OF THE VEHICLE. DIMENSIONAL DATA FOR INFORMATION ONLY.



PAGE 8/14	FRONT WALL	SCALE 1 : 20	DATE 2017-07-25
CONTRACT	US DEMO F17P-645	REV 2	DESIGNER BENOIT LANDRY



THIS DRAWING IS SUBJECT TO CHANGE BY ENGINEERING
 DURING THE CONSTRUCTION PROCESS OF THE VEHICLE.
 DIMENSIONAL DATA FOR INFORMATION ONLY.



PAGE
9/14

REAR WALL

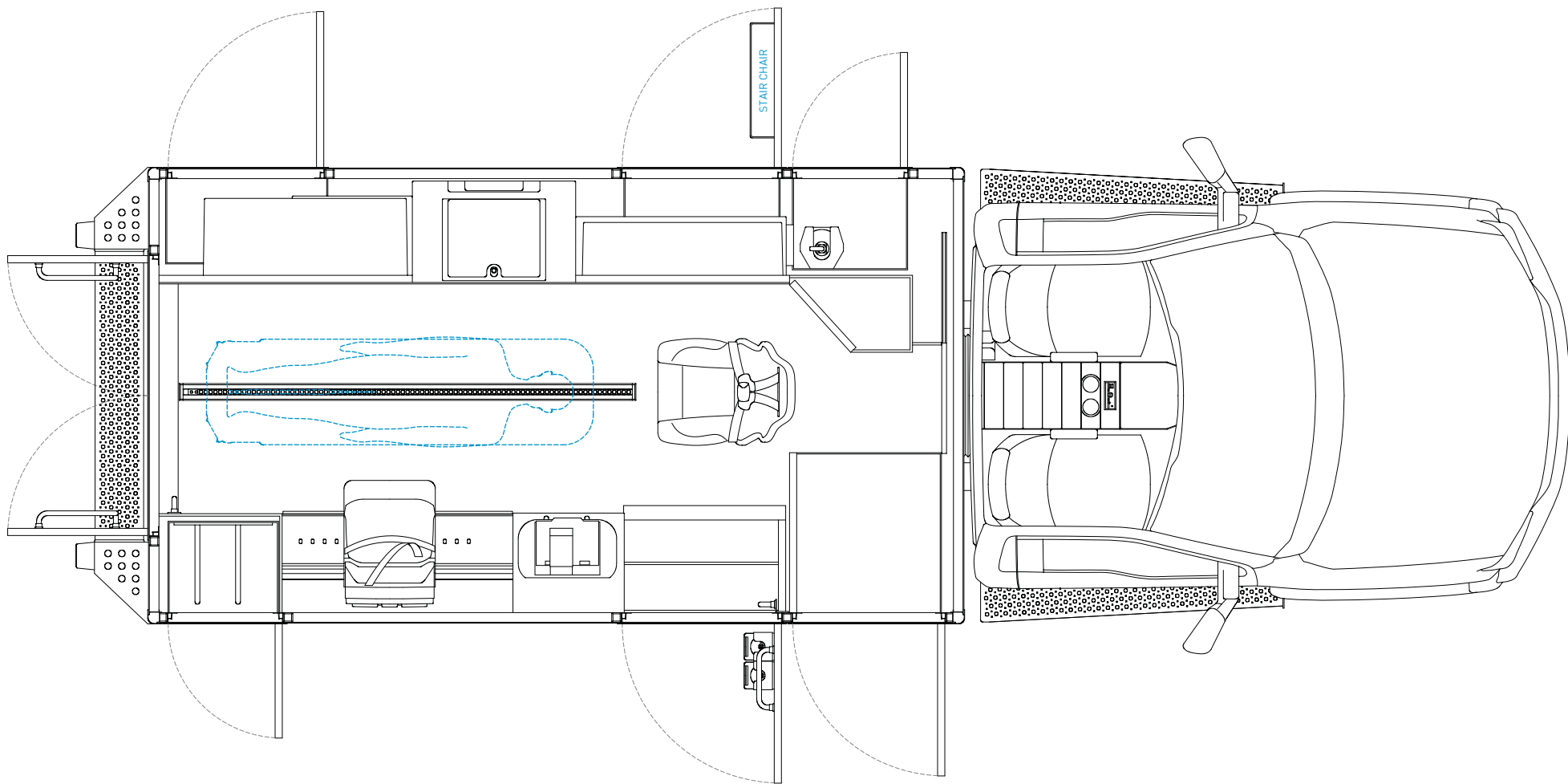
SCALE
1 : 20

DATE
2017-07-25

CONTRACT
US DEMO F17P-645

REV
2

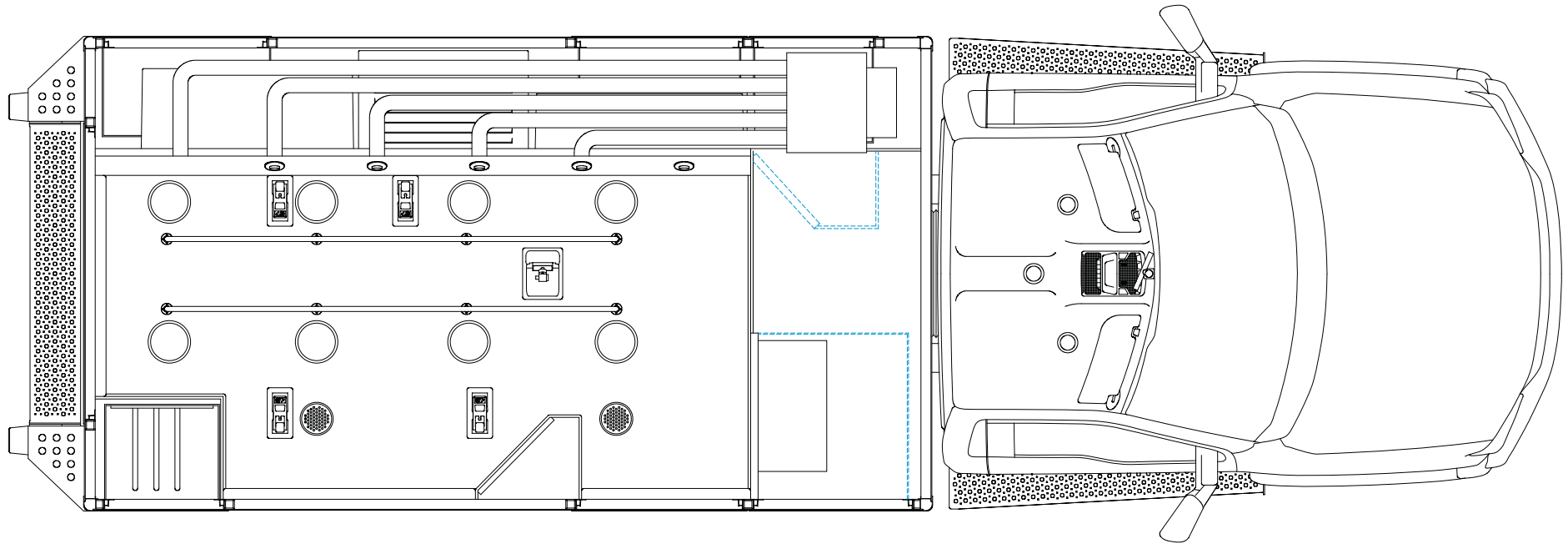
DESIGNER
BENOIT LANDRY



THIS DRAWING IS SUBJECT TO CHANGE BY ENGINEERING
 DURING THE CONSTRUCTION PROCESS OF THE VEHICLE.
 DIMENSIONAL DATA FOR INFORMATION ONLY.



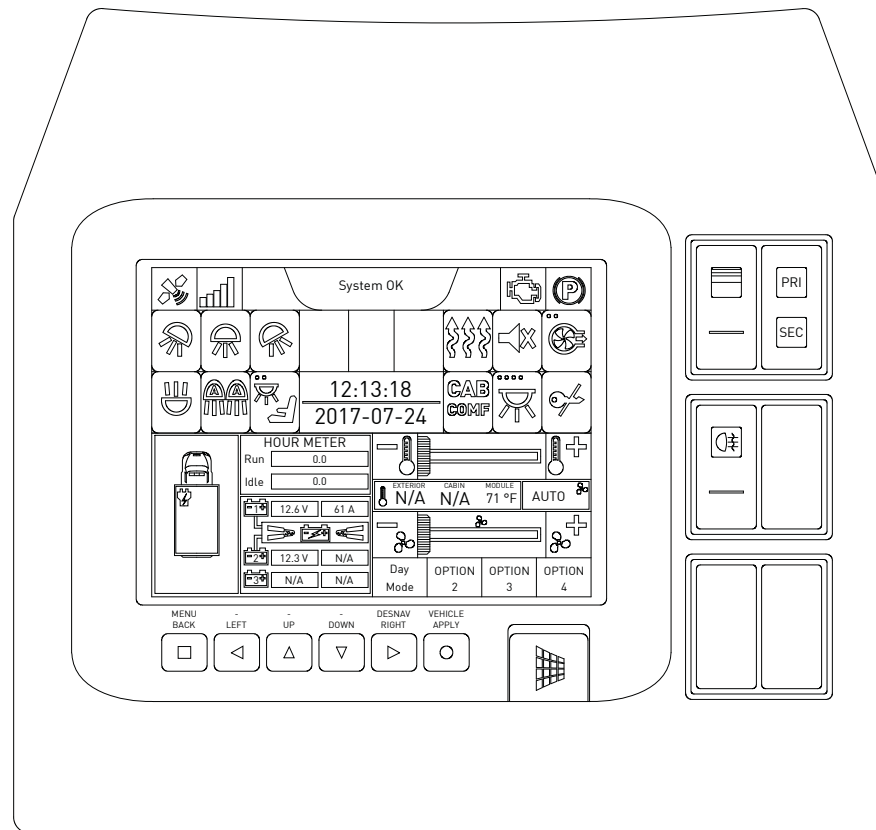
PAGE 10/14	FLOOR VIEW	SCALE 1 : 32	DATE 2017-07-25
CONTRACT	US DEMO F17P-645	REV 2	DESIGNER BENOIT LANDRY



THIS DRAWING IS SUBJECT TO CHANGE BY ENGINEERING
 DURING THE CONSTRUCTION PROCESS OF THE VEHICLE.
 DIMENSIONAL DATA FOR INFORMATION ONLY.



PAGE	11/14	CEILING VIEW	SCALE	1 : 32	DATE	2017-07-25
CONTRACT		US DEMO F17P-645	REV	2	DESIGNER	BENOIT LANDRY



THIS DRAWING IS SUBJECT TO CHANGE BY ENGINEERING
 DURING THE CONSTRUCTION PROCESS OF THE VEHICLE.
 DIMENSIONAL DATA FOR INFORMATION ONLY.



PAGE
12/14

FRONT CONSOLE

SCALE
1 : 3

DATE
2017-07-25

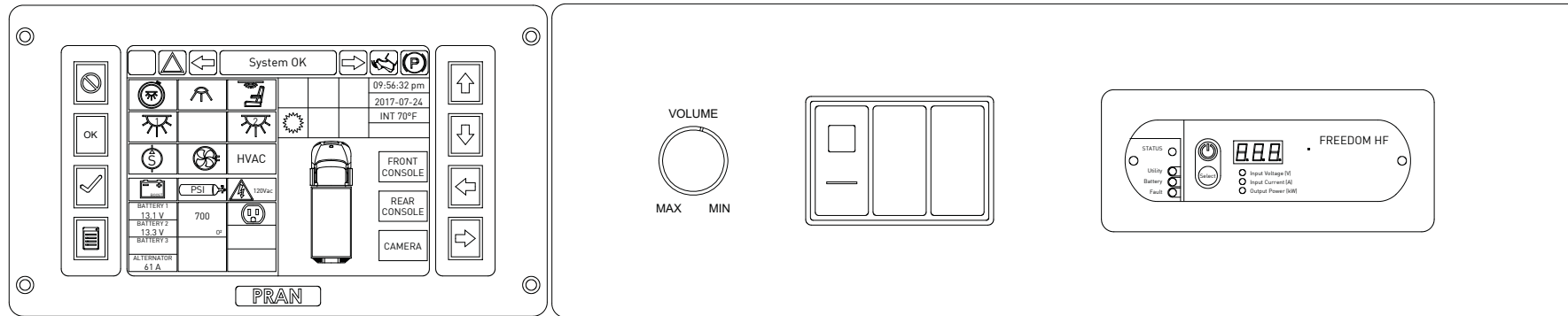
CONTRACT

US DEMO F17P-645

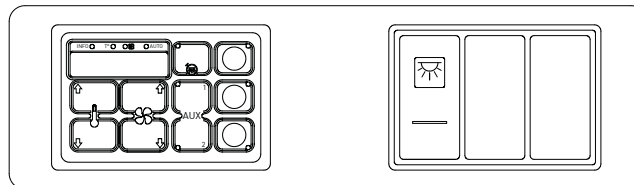
REV
2

DESIGNER
BENOIT LANDRY

STREETSIDE CONSOLE



CURBSIDE CONSOLE

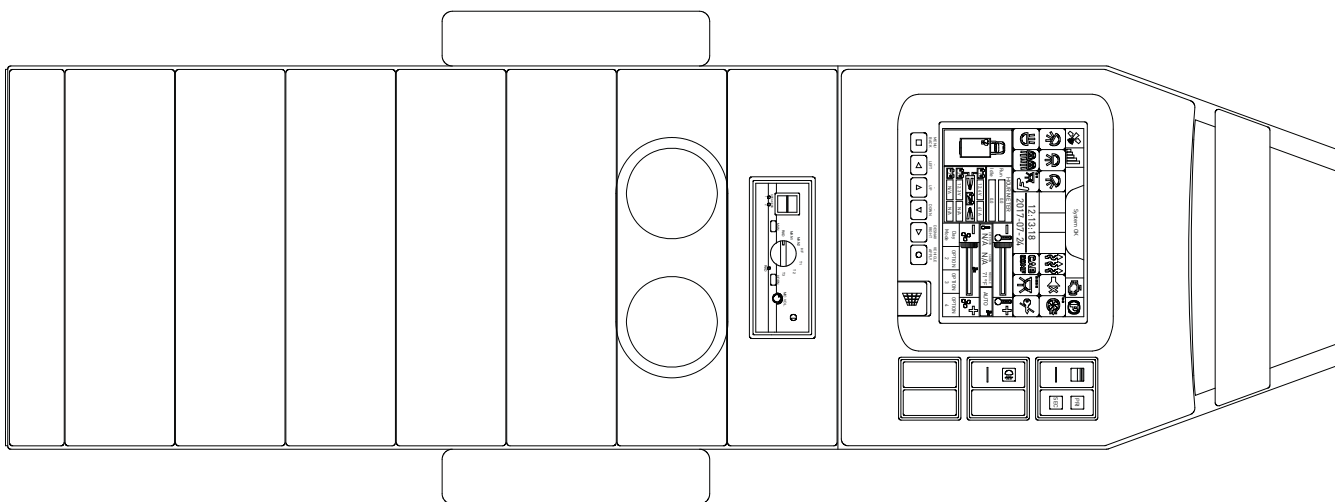


THIS DRAWING IS SUBJECT TO CHANGE BY ENGINEERING DURING THE CONSTRUCTION PROCESS OF THE VEHICLE. DIMENSIONAL DATA FOR INFORMATION ONLY.

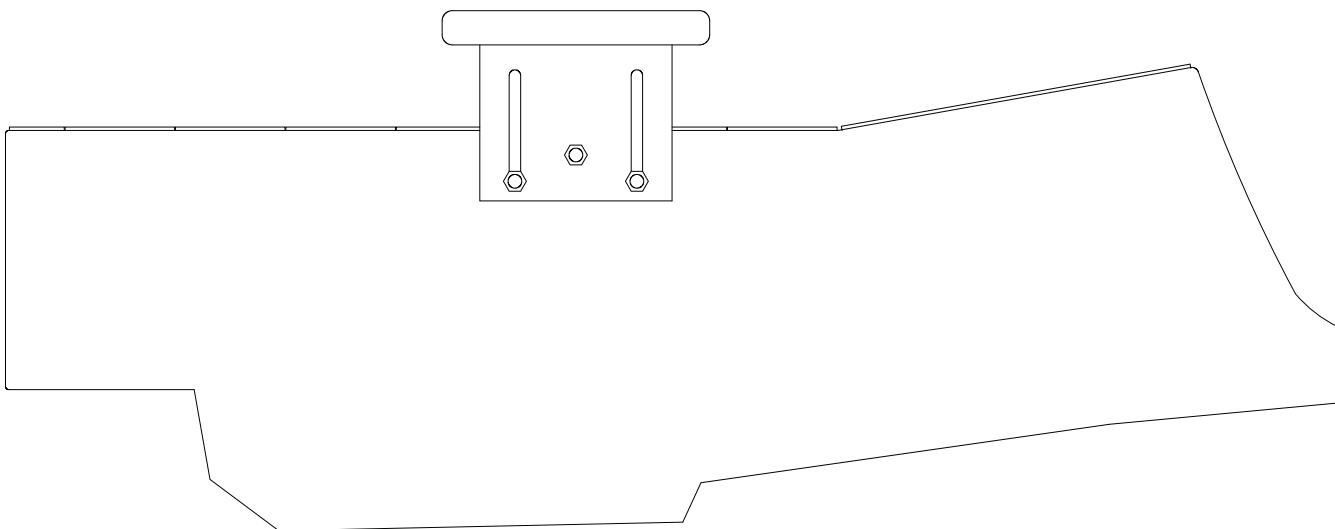


PAGE	13/14	REAR CONSOLES	SCALE	1 : 3	DATE	2017-07-25
CONTRACT		US DEMO F17P-645	REV	2	DESIGNER	BENOIT LANDRY

TOP VIEW



SIDE VIEW



THIS DRAWING IS SUBJECT TO CHANGE BY ENGINEERING
DURING THE CONSTRUCTION PROCESS OF THE VEHICLE.
DIMENSIONAL DATA FOR INFORMATION ONLY.



PAGE
14/14

FLOOR CONSOLE DETAILS

SCALE
1 : 7

DATE
2017-07-25

CONTRACT
US DEMO F17P-645

REV
2

DESIGNER
BENOIT LANDRY